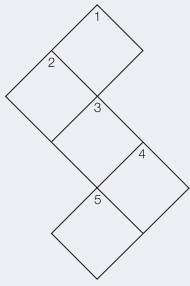




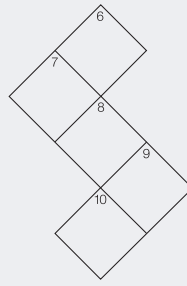
**JOSEPH**  
**ASH**  
GALVANIZING

**CORROSION  
PROTECTION  
EXCELLENCE**



#### FRONT

- 1 Durbar plate staircase tread
- 2 Staircase being lifted from galvanizing bath
- 3 Eagle sculpture
- 4 Varioguard® temporary barrier
- 5 Powder coated railings



#### BACK

- 6 Steel pipes ready for delivery
- 7 Joseph Ash Galvanizing trucks
- 8 Steel being galvanized
- 9 Powder coated railings at sporting venue
- 10 Galvanized gate posts

**OUR GUIDING PRINCIPLE OF PROVIDING OUTSTANDING LEVELS  
OF CUSTOMER CARE HAS SUSTAINED THE COMPANY FOR  
150 YEARS AND REMAINS AT THE CORE OF EVERYTHING WE DO.**



#### Hill & Smith

Our unique approach has led to the dynamic expansion of our galvanizing operations beyond the UK with a total of 27 plants across the USA and Europe processing over 400,000 tonnes of galvanized steel and employing a workforce of over 1100 dedicated and highly-skilled people.

# CONTENTS

## INTRODUCING JOSEPH ASH GALVANIZING

- 02 OUR GUIDING PRINCIPLE
- 03 ASSOCIATED BENEFITS
- 04 UNRIVALLED EXPERTISE
- 05 PEOPLE BUY PEOPLE
- 06 PROTECTING STEEL, PROTECTING THE ENVIRONMENT
- 07 NOT JUST GALVANIZING
- 09 JOSEPH ASH MEDWAY GATES AND CLOSERS

## TECHNICAL INFORMATION

- 10 DESIGNER DIP TIPS
- 12 A LITTLE TECHNICAL ADVICE
- 16 GALVSAFE







We have the know-how to handle every part of the process.



# OUR GUIDING PRINCIPLE

One of the many 40m x 40m span bridges in Africa galvanized by Joseph Ash Galvanizing for REID Steel.

The brilliant son of a Birmingham chemist, Joseph Ash founded Joseph Ash Galvanizing in 1857 with a unique vision focused upon technical expertise allied to something quite unusual for the time: outstanding levels of customer care. This guiding principle is one that has sustained the company ever since and remains at the core of everything we do from galvanizing to shot blasting, spin line galvanizing to powder coating.




"In these difficult times it is really important that businesses 'deliver' for the client and you guys have certainly delivered for us on this contract."

Timothy Cook, Commercial Manager, REID Steel.



# ASSOCIATED BENEFITS



The pioneering spirit of Joseph Ash led the company to be a founder member of the Galvanizers Association, to provide users of galvanizing with the highest possible levels of technical and product support.

Today the Galvanizers Association supports its members through a highly qualified full time team based in the West Midlands. Joseph Ash Galvanizing is active in providing and serving on every single committee to help mould and strengthen the Association's service to specifiers and end users of galvanized steel.

**GALVANIZERS**  
ASSOCIATION



Nothing is too much trouble.

# UNRIVALLED EXPERTISE



'Sitting Lady Hare' by renowned sculptor Sophie Ryder, galvanized by Joseph Ash Galvanizing.

Joseph Ash Galvanizing maintains its position as the leading steel finishing services provider in the UK. With strategically located plants providing unrivalled technical expertise, combined with industry-leading levels of customer service, we meet the most exacting requirements of our customers and end users.

Our unique approach has led to the dynamic expansion of our galvanizing operations beyond the UK with plants across the USA and Europe processing over 400,000 tonnes of galvanized steel and employing a workforce of over 1100 dedicated and highly-skilled people.

To this day, our guiding principle continues to steer our current board members, whose combined 135 years in the galvanizing business is evidence of our founder's belief that there is no substitute for experience.





Providing customers with a  
quality they've never had before.

It took Joseph Ash's genius to recognise that: 'People buy people first'. In other words, if you don't buy the people you won't buy the product. And this holds just as true today. That's why we employ a dedicated and highly motivated Customer Service Manager at every plant to ensure that our customers' needs are met. While out in the field our experienced Sales Engineers provide prompt and professional support.

# PEOPLE BUY PEOPLE

## RETAINING CUSTOMERS, GAINING FRIENDS

We work hard to deliver, with site visits, design advice, transport services, presentations to our customers' customers, post-galvanizing storage, packing of goods and much more, whether it's a small order of fittings or the largest export contract.

It's hardly surprising, then, that it's rare for us to lose a customer. In fact we've built such longstanding relationships with many of our customers that we count them as friends.








# PROTECTING STEEL

Joseph Ash Galvanizing not only provides steel with protective galvanized and powder coated surfaces that will last up to 170 years, but we also take measures to protect the environment.

Our hot dip galvanizing process falls within the scope of Integrated Pollution Prevention and Control as an 'A2' process under 'The Pollution Prevention and Control (England and Wales) Regulations 2000 SI 1973'. It is operated within the constraints of a formal and legally-binding permit regulated by the local authorities where our plants are situated. All of our galvanizing plants are subjected to regular and rigorous third-party verification.



At Joseph Ash Galvanizing we don't believe in merely leaving environmental concerns in the hands of third parties. We take a proactive approach in monitoring and controlling emissions with frequent and thorough reviews of raw material, energy usage and waste production to ensure the highest levels of protection for the environment as a whole.



# PROTECTING THE ENVIRONMENT





Medway Crematorium, Kent. Renovations designed by Clay Architecture. Sunscreen fabricated by Hellings Fabrications Ltd. Galvanized and powder coated by Joseph Ash Galvanizing.

## POWDER COATING

As specialists in steel architectural metalwork where a high quality finish is critical, Joseph Ash Galvanizing has built a reputation for achieving exemplary standards of powder coating durability.

Whether you need to dress a site in corporate colours, turn functional street furniture into a design feature, fabricate colourful fences and gates for playgrounds, or add some colour to balustrades or staircases, we can help.

As AkzoNobel, IGP, Tiger, Axalta and Syntha Pulvin approved paint applicators, we can produce any specified powder coated colour of various textures, for any size or type of project, be it for raw steel or a galvanized substrate for an interior or exterior environment. We can also powder coat other materials, including aluminium.

Based on 20 years of experience and dedication to compliance in accordance with BS EN 13438 and BS EN 15773, our powder coating finishes stand the test of time. Not only are they aesthetically pleasing and retain their vibrant colours year after year, but they are also guaranteed for up to 40 years (subject to type of powder used).

# NOT JUST GALVANIZING

With a passion for steel finishing services, Joseph Ash Galvanizing also provides powder coating, shot blasting, spin line galvanizing and duplex coatings for customers.

## DUPLEX COATING

One of the most effective and long-lasting ways to protect steel and enhance its aesthetic appeal, is by treating it with a duplex coating: a synergy of hot dip galvanizing and powder coating suitable for all types of steel architectural projects, including structural sections, gates, railings, staircases, lighting and flooring.

Used independently, a galvanized coating and a powder coat provides a good level of protection for steel. However, as steel begins to age, the galvanized zinc coating erodes, making the steel more susceptible to weather damage. If, however, the steel has also been painted or powder coated, the synergistic effect acts as an extra barrier, which slows down the zinc erosion rate and provides a far superior level of protection to extend the life of steel.

The additional benefits of a duplex coating are: durability; ease of repainting; economical; sustainable; environmentally friendly; and guaranteed for up to 40 years (dependent on the type of powder used).







## SHOT BLASTING

The logistics of transporting large pieces of steel between different steel finishing suppliers can be a major headache for customers when trying to reach consistent levels of quality, and meet tight deadlines. In order to make life simple, Joseph Ash Galvanizing provides a first class shot blasting facility at our Joseph Ash Medway plant to complement our galvanizing and powder coating services.

By providing this extra facility, Joseph Ash Medway is a one stop shop for all steel finishing needs, thereby reducing complicated logistics and ensuring the consistently high levels of quality that Joseph Ash Galvanizing is well known for.

Using the fully approved top of the range heavy duty shot blasting cabinet, as well as highly skilled shot blasting operators, we shot blast and strip all architectural and structural steel such as gates, fences, vehicle chassis, railings, sculptures, agricultural equipment, steel pipes and bridge components.

## SPIN LINE GALVANIZING

Hot dip galvanizing is used for large fabrications such as fencing and guardrails. Whereas spin galvanizing is used to protect small parts such as hinges, nuts, bolts, bracketry and fixings.

As one of the most technically advanced small parts galvanizer in the UK, we use state-of-the-art handling equipment to ensure production levels remain constant throughout the galvanizing process. This leads to accurate programming and high levels of customer satisfaction.





Not only is Joseph Ash Galvanizing renowned for excellent shot blasting, galvanizing and powder coating services, but our Medway plant also manufactures and sells a range of attractive, strong safety gates that are easy to install and maintain.

The range includes the Mono Hinge Self Closing Gate® – the well established, most popular and proven play gate – as well as the following gates and closers:

- Indoor Play Safety Gate
- Medway Gate Closer
- Safety P-Gate

Gates and closers from Joseph Ash Medway are cost effective, resilient, and fully galvanized as standard, and are used by hundreds of organisations and businesses across the UK.

The gates can also be powder coated in a wide range of vibrant colours and feature enclosed vandal resistant mechanisms.



# GATES & CLOSERS





# DESIGNER DIP TIPS

## Not just a coating, but an integral part.

The hot dip galvanizing process produces a zinc coating that is an integral part of the steel it protects. Whilst consultation with Joseph Ash Galvanizing is useful and often essential, we've also listed some informative designer dip tips below.

### The importance of venting and drainage.

To achieve the best quality zinc coating, it is important to ensure that the molten zinc can flow freely over all surfaces, external and internal. So, where there are sealed hollow sections or cavities, vent and drain holes are essential.

When adequately sized and correctly located, these holes will:

- Allow faster immersion and withdrawal speeds which will help to minimise excessive coating build-up and reduce the risk of distortion by minimising temperature differentials.
- Virtually eliminate the risk of damage to product, plant and equipment caused by the explosive vaporisation of entrapped moisture.
- Improve the characteristics of the galvanized coating by restricting the effects of zinc solidification during drainage and reduce the mass of zinc required to achieve a good finish.

Overall, a correctly vented product will ensure total corrosion protection, produce an optimum quality finish and reduce customers' costs.

**Size, weight and shape matter.** To ensure that we can manage the project, the design should ideally incorporate easily-handled components or fabrications which can be single dipped or subsequently assembled by bolting with galvanized fastenings or welding. Weld areas must then be protected with zinc rich paint, by zinc spraying or with low melting-point alloy repair rods. Double dipping is a possible alternative. Seek advice before proceeding to ensure that this technique is practicable. Suspension holes or lifting lugs may be needed if there are no suitable points for locating hooks or wires. Once again, lifting points should be positioned to maximise venting and drainage.

**Galvanizing specification.** If the specification is significantly different from the industry standard BS EN ISO 1461, you will need to consider whether your requirements are feasible in terms of coating thickness etc.

**Avoiding mixed results.** Using mixed steels in the same fabrication can deliver mixed results in the form of significant variations in the appearance of the coating. One possible solution is to shot blast steels before coating to minimise variations.

**Identification.** For temporary marking, use only water-soluble paints or detachable metal tags. While for permanent marking use heavily-embossed or raised markings on the steel surface.

**Minimising distortion.** Fabrications should ideally be symmetrical, suitable for single dipping and incorporate sections of as near equal thickness as possible at the joints, perfectly fitted components to avoid the use of force or restraint during joining, continuously welded joints using balanced welding techniques to reduce uneven thermal stresses and the largest possible radii on all curved members.

**Threaded or moving parts.** Bolts are usually galvanized after threading. Nuts should be tapped up to 0.4mm oversize after galvanizing whether threaded or blanks. While moving parts generally require a clearance of at least 1.0mm to allow free movement.

**Castings.** It is generally best to avoid incorporating castings into a steel fabrication, as they are usually shot-blasted before dipping and need a different dipping technique.

**Masking.** Although high temperature tapes, greases and paints have been known to achieve some success, masking rarely works. No material is 100% effective.

**Welding.** On thin gauge steel under 2mm thick, weld centres should not be more than 100mm apart. Welding needs to be continuous on heavy sections but may be intermittent on sheet metal at least 2mm thick. Butt welds are preferable to lap welds. If overlapping is unavoidable, intermittent welding or venting is necessary if the overlap area exceeds 70cm<sup>2</sup>.



## THINGS TO AVOID

**Oil, grease and paint.** Steel should be clean and free from contaminants or heavy mill scale, although a light coating of rust is acceptable.


**Weld slag.** Before galvanizing, weld slag must be mechanically removed. MIG welding, which does not produce slag, is preferable.

**Porous welds and open-ended double fillet welds.** It is important to know that these welds may be penetrated by acid producing weeping residues which will disfigure the coating.

**Stainless steel.** Because some stainless steels are prone to embrittlement when in contact with molten zinc, leading to cracking and failure, stainless steel parts should be attached after galvanizing.

## STRESS RELIEF

Steels prone to strain-age hardening may need some stress relief before galvanizing.



Our production chemistries are very disciplined, which means smooth even coatings and consistent product performance.

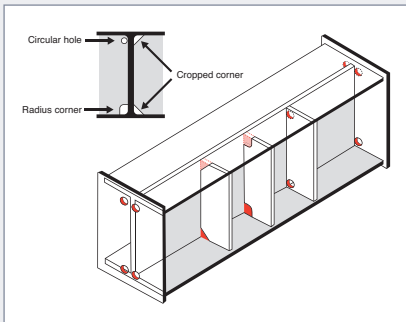


## YOUR CONCERNS ARE OUR CONCERNS

At Joseph Ash Galvanizing, your concerns are our concerns. That's why we'll always go out of our way to offer advice on any subject you're concerned about. This next section deals with some of the most important questions our customers have raised in the past but please feel free to ask us for further clarification on these or any other issues.

# A LITTLE TECHNICAL ADVICE

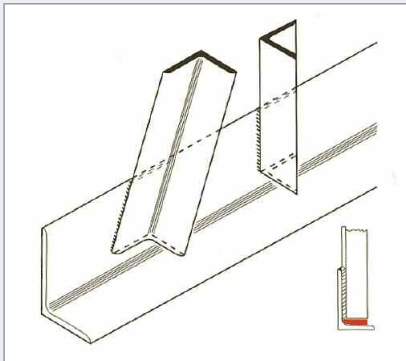
## VENT AND DRAINAGE HOLE SIZES, WELDED JOINTS, GUSSETS AND WEBS



**Fig. 1**

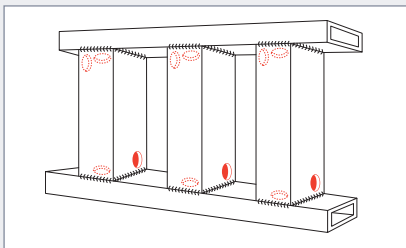
External stiffeners, welded gussets, webs on columns and beams, and gussets in channel sections should always have corners cropped. Gaps created should be as large as possible without compromising on strength. If welding is required around the edge, a radiused corner will facilitate the continuity of weld around the cut end to the other side. Circular holes are less effective but, if used, should be as close as possible to the corners and edges.

Ask us about the best vent and drainage hole sizes. We are happy to help.



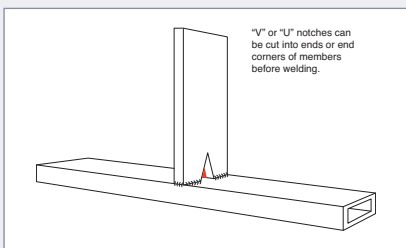
**Fig. 2**

Angle bracings should, if possible, be stopped short of main boom flange. This will allow the free flow of molten zinc across the surface of the flange, enhancing drainage from the structure. This will assist the development of a smoother galvanized coating, reduce the potential for retention of ash on the surface of the flange and help to avoid air traps within the structure, which could lead to uncoated areas.



**Fig. 3**

On structural hollow sections, provision must be made for venting and draining.




**Fig. 4**

With vertical members, drilled holes or V notches should be provided, diagonally opposite each other, at top and bottom.



VENTING REQUIREMENTS



**Suitably-sized vent holes.** The photo shows how large structural hollow section members should have suitably-sized vent holes as well as holes on the opposite side.



**Internal venting.** Before welding on the SHS leg, create internal flow by venting the main RHS member in appropriate places, as per the photo.



**End plate venting.** This is how a hollow section end plate should be cropped at all corners prior to attaching to prevent zinc and air traps.



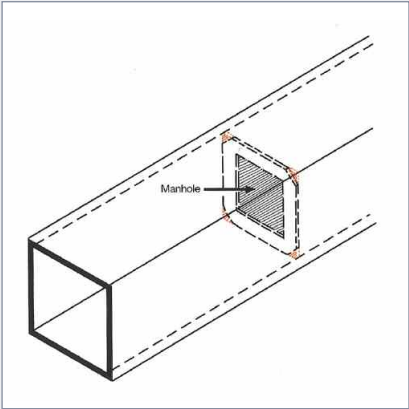
**Overlapping surfaces.** Leave minimum gap of 2mm between overlapping surfaces. Where seal welding is not practicable stitch welding should be used.



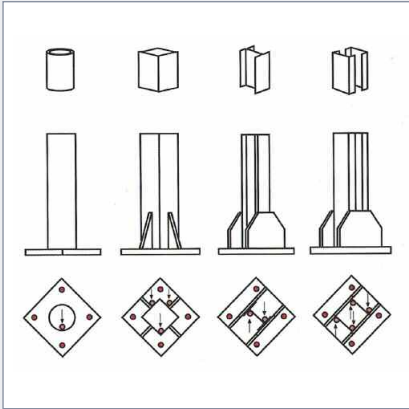
**Air lock prevention.** The photo shows how stopping short the end plate prevents an air lock.



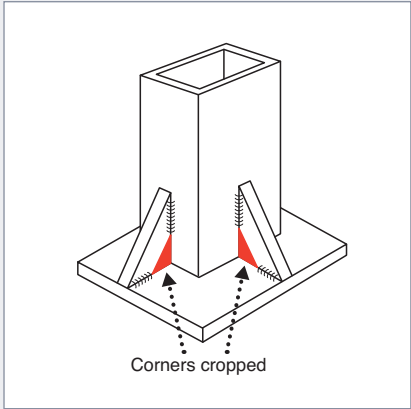
**Zinc free flow.** Stopping short cross beams eliminates air locks and allows free flow of zinc through the fabrication.



**Fig. 5**  
Internal diaphragms in large box sections should have cropped corners and a 'manhole'. Internal diaphragms on small box sections should have cropped corners.




**Fig. 6**  
Alternative designs for venting sections fixed to base plates.



**Fig. 7**  
Welded strengthening gussets and webs on columns and beams, and strengthening gussets in members fabricated from the channel of I-beam sections should have corners cropped or holed (figs. 1 and 7) to prevent air being trapped in pockets and corners, allowing cleaning solutions and molten zinc access to the entire surface area and facilitating drainage.



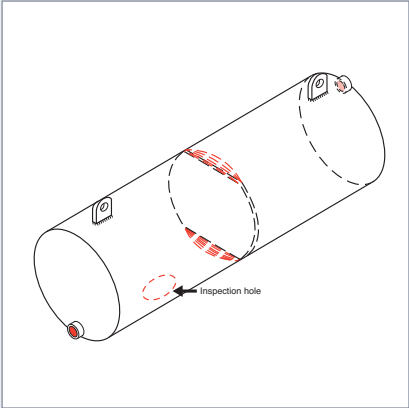
**External venting in hollow section frames.**  
The photo shows a RHS fabrication.  
The hole size is adequate.



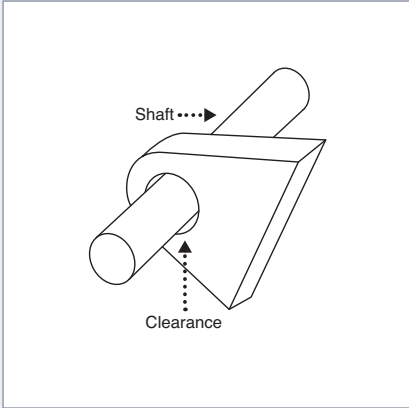
**External venting in hollow frames.** Note how the holes drilled close to the point of insertion will prevent air locks and zinc traps.



**Hole stamping.** Holes stamped out prior to weld assembly will make venting more than adequate.



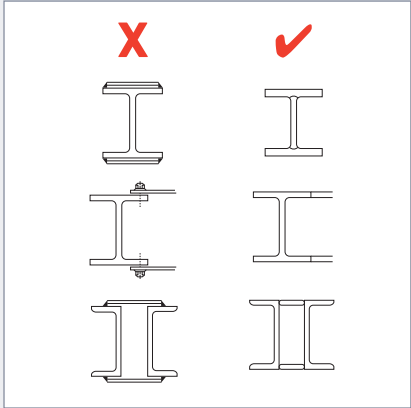
**Fig. 8**  
For tanks, vents should be diametrically opposite and at least 50mm in diameter. Internal baffles should be cropped top and bottom. Lifting lugs required as indicated. Baffles to be viewable through vent holes or an inspection hole. Contact us to discuss the position of the inspection hole.



**Fig. 9**  
Clearance for moving parts. Drop handles, hinges, shackles, shafts and spindles require minimum radial clearance to allow for thickness of galvanized coating (see also Table 1).

**Table 1**

Shaft or spindle size	Min. radial clearance
Up to 30mm diameter	2.0mm
Over 30mm diameter	2.5mm



**Fig. 10**  
Welded joints should be continuous if not enclosing an otherwise unvented surface. Bolted joints best made after galvanizing.



OVERLAPPING SURFACES

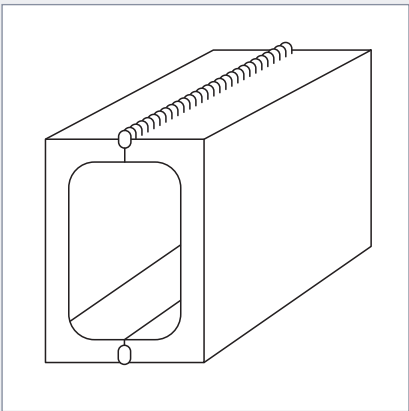


Fig. 11

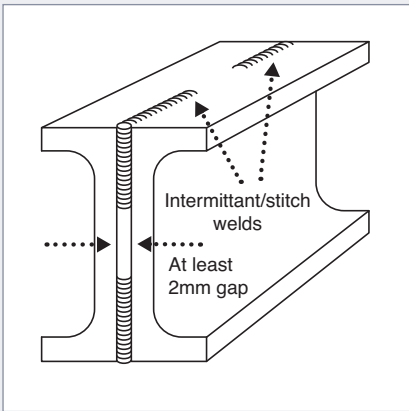


Fig. 12

**Overlapping surfaces.** There should be a minimum gap of at least 2mm between plates, overlapping surfaces and back-to-back angles and channels (fig. 12). When small overlaps are unavoidable, seal edges by welding. Where seal welding is not practical, temporary surface staining in crevices may be apparent after galvanizing and quenching. Clean with a bristle brush and mild detergent. Crevices can be sealed after galvanizing with a suitable sealant.

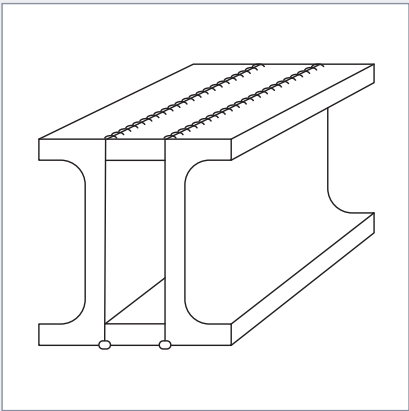


Fig. 13

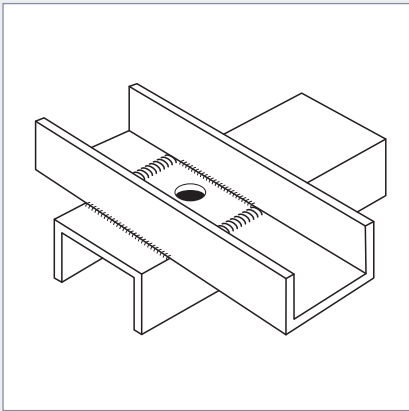


Fig. 14

**Larger overlapping surfaces.** If contacting surfaces is unavoidable, a single hole 10mm in diameter or the thickness of the section, whichever is greater, should be provided in both members for every 100cm<sup>2</sup> of overlap area and perimeter of contacting area continuously welded (fig. 14). This is particularly important when using thin steels. Vent hole sizes for thicker steel >10mm thick and overlap areas >300cm<sup>2</sup> should be agreed with us prior to fabrication. A vent hole in both members will ensure the safety of our employees and prevent damage.

PIPES AND TUBULAR FABRICATIONS

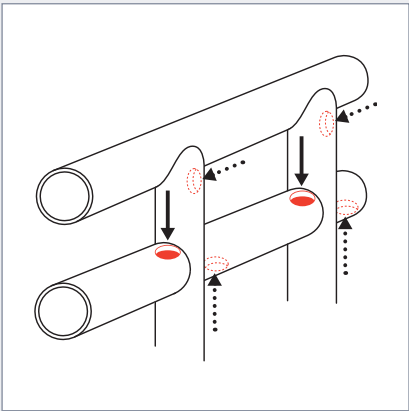


Fig. 15

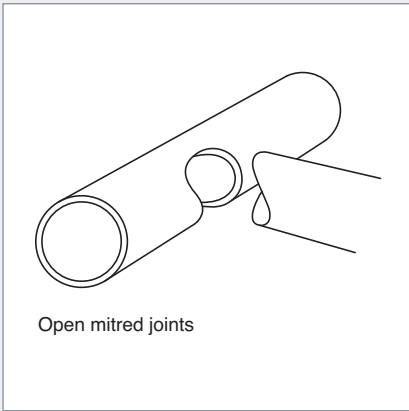


Fig. 16

**Welded pipe sections.** Closed sections must never be incorporated. External holes may be positioned (as in fig. 15), enabling our galvanizing experts to make a quick visual inspection to ensure the work is safe to galvanize. Sections can be interconnected using open mitred joints (as in fig. 16), or interconnecting holes drilled before fabrication (as in fig. 17). Pipe ends can be left open or plugged after galvanizing (see unwanted vent holes below).

**Small tubular fabrications.** Small tubular fabrications must be vented, preferably with holes not less than 10mm in diameter.

**Unwanted vent holes.** May be closed by hammering in lead or plastic plugs after galvanizing and filing off flush with surrounding surfaces.

**Tubular fabrications/hollow structures.** Drain/vent hole sizes should be preferably 25% of internal diameter or diagonal dimension for sections yielding a maximum cross section area 180cm<sup>2</sup>. The percentage can depend on the shape of the fabrication. We recommend that you consult with a Joseph Ash galvanizer at the design stage.

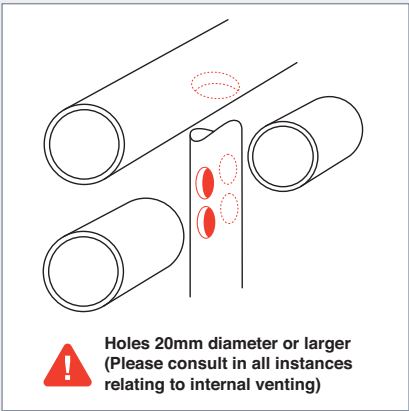


Fig. 17

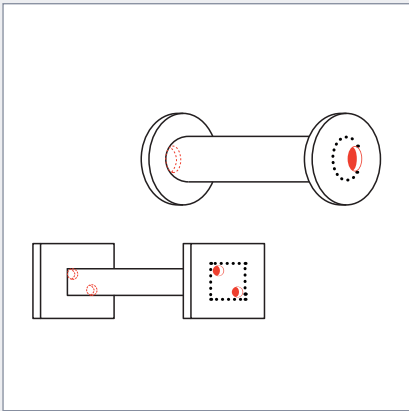


Fig. 18

LOCATION AND SIZES OF VENT HOLES

Some general principles to follow for the location and sizes of vent holes are:

- Holes both for venting and draining should be as large as possible. The absolute minimum hole sizes are given in Table 2.
- Holes for venting and draining should be diagonally opposite one another at the high point and low point of the fabrication as it is suspended for galvanizing (fig. 3).
- With hollow sections sealed at the ends, holes should be provided, again diagonally opposite one another, as near as possible to the ends of the hollow member (fig. 15). In some cases it may be more economical to provide ‘V’ or ‘U’ shaped notches (fig. 4) in the ends of the tubes, or to grind the corners off rectangular hollow sections. These procedures will provide ideal means for venting and draining.
- Where holes are provided in end plates or capping pieces, they should be placed diagonally opposite to one another, off centre and as near as possible to the wall of the member to which the end plate is connected (fig.18).
- The total area of the venting holes should be as large as possible but as a minimum, should exceed 15% of the internal area of the article.
- For large structural fabrication, please consult location and sizes of vent holes with our Technical Support Team.




Table 2

Diameter of width of hollow section (mm)	Minimum diameter of hole (mm)
<25	10
>25 to 50	12
>50 to 100	16
>100 to 150	25
>150	Consult with Joseph Ash Galvanizing



GALVSAFE – EXTRA PROTECTION FOR STEEL

Despite its inherent toughness and abrasion resistance, galvanized coatings can still get damaged or need repair after on-site alteration. To help protect your fabrications, Galvsafe – a galvanizing zinc repair spray – has been developed by Joseph Ash Galvanizing and is available to buy through our website.


Visit [www.josephash.co.uk](http://www.josephash.co.uk) for more details.



# GALVANIZING PLANTS



**WE DO MORE,  
SO OUR  
CUSTOMERS  
HAVE TO DO  
LESS.**







## JOSEPH ASH BILSTON

Springvale Business and Industrial Estate  
Bilston  
Wolverhampton  
WV14 0QL

Telephone: 01902 353935  
Fax: 01902 405115  
Email: bilston@josephash.co.uk

### **GALVANIZING BATH:**

**7m x 1.4m x 3.9m**  
**Maximum lift 3.5 tonnes**

A state-of-the-art plant with the most productive semi-automatic facility in the UK. Bilston majors on high volume repetitious products such as motorway guardrails, fencing products and industrial flooring.

The consistency of the finish achieved with this system supported by a team that knows the process in detail means quality is assured every time.



- ALL WORK GALVANIZED TO BS EN ISO 1461
- PASSIVATION POST GALVANIZING
- COLLECTION AND DELIVERY SERVICE
- FULL TECHNICAL SUPPORT SERVICE
- ON-SITE STORAGE FACILITIES
- SHOT BLASTING (external subcontractor)



Also 2014 to 2017



## JOSEPH ASH BRIDGEND

Princes Way  
Bridgend Industrial Estate  
Bridgend  
Mid Glamorgan  
CF31 3AQ

Telephone: 01656 668735  
Fax: 01656 767139  
Email: [bridgend@josephash.co.uk](mailto:bridgend@josephash.co.uk)

**GALVANIZING BATH:**  
**4.6m x 1.5m x 2.1m**  
**Maximum lift 4 tonnes**

For local service throughout Wales this plant delivers its promises. A flexible and responsive transport operation supports a team that understands the need for fast and consistent, quality assured galvanizing.



- ALL WORK GALVANIZED TO BS EN ISO 1461
- PASSIVATION POST GALVANIZING
- COLLECTION AND DELIVERY SERVICE
- FULL TECHNICAL SUPPORT SERVICE
- ON-SITE STORAGE FACILITIES
- SHOT BLASTING (external subcontractor)







## JOSEPH ASH CHESTERFIELD

Hardwick View Road  
Holmewood Industrial Estate  
Holmewood  
Chesterfield  
S42 5SA

Telephone: 01246 854650  
Fax: 01246 850086  
Email: [chesterfield@josephash.co.uk](mailto:chesterfield@josephash.co.uk)

### **GALVANIZING BATH:**

**16.5m x 1.5m x 2.4m**

**Maximum lift 8 tonnes (16 tonnes by arrangement)**

Centrally located in Derbyshire, near the M1, our largest single site can handle the biggest of projects, as well as storage before and after galvanizing, local overnight facilities for truck drivers, and space for customers to trial erect or pre-assemble their fabrications.

Perfectly suited for projects including structural sections and lighting columns, bridges and gantries, Joseph Ash Chesterfield is also a major supplier to the fencing and railway industries.



- ALL WORK GALVANIZED TO BS EN ISO 1461
- COLLECTION AND DELIVERY SERVICE
- EXPORT CONTAINERISATION
- FULL TECHNICAL SUPPORT SERVICE
- ON-SITE STORAGE FACILITIES
- PACKING AND BUNDLING
- SHOT BLASTING (external subcontractor)



Also 2014 to 2017





## Premier Galvanizing\* CORBY

Willowbrook Industrial Estate  
Darwin Road  
Corby  
Northants  
NN17 5XZ

Telephone: 01536 409818  
Fax: 01536 409722  
Email: [justindeegan@premiergalv.co.uk](mailto:justindeegan@premiergalv.co.uk)

### **GALVANIZING BATH:**

**7.2m x 1.4m x 3.2m**

**Maximum lift 4.8 tonnes**

Our Corby plant is based in Northamptonshire, and provides services to steel fabricators in the Midlands, Hertfordshire, Buckinghamshire, Berkshire, Bedfordshire, Cambridgeshire, Leicestershire, Nottinghamshire, Derbyshire and London.

We're small enough to care about our customers, but big enough to cater to the needs of larger customers too.

\*Premier Galvanizing is a subsidiary of Joseph Ash Limited.



- ALL WORK GALVANIZED TO BS EN ISO 1461
- PASSIVATION POST GALVANIZING
- COLLECTION AND DELIVERY SERVICE
- FULL TECHNICAL SUPPORT SERVICE
- ON-SITE STORAGE FACILITIES
- PACKING AND BUNDLING
- SHOT BLASTING (external subcontractor)
- POWDER COATING (external subcontractor)
- 24 HOUR DELIVERY



Also 2017,  
2016 & 2015







## Premier Galvanizing\* HULL

Unit 25  
Stoneferry Business Park  
Foster Street  
Hull  
HU8 8BT

Telephone: 01482 587587  
Fax: 01482 588599  
Email: [justindeegan@premiergalv.co.uk](mailto:justindeegan@premiergalv.co.uk)

### **GALVANIZING BATH:**

**7.0m x 1.2m x 3.2m**  
**Maximum lift 4 tonnes**

Located in the East Ridings of Yorkshire, our Hull plant is modern and technically advanced, servicing the needs of steel fabricators in Yorkshire, North Nottinghamshire, Teeside and the North East.

\*Premier Galvanizing is a subsidiary of Joseph Ash Limited.



- ALL WORK GALVANIZED TO BS EN ISO 1461
- PASSIVATION POST GALVANIZING
- COLLECTION AND DELIVERY SERVICE
- FULL TECHNICAL SUPPORT SERVICE
- ON-SITE STORAGE FACILITIES
- PACKING AND BUNDLING
- SHOT BLASTING (external subcontractor)
- 24 HOUR DELIVERY



Also 2014 to  
2016







## JOSEPH ASH MEDWAY\*

Castle Road  
Eurolink Industrial Centre  
Sittingbourne  
Kent  
ME10 3RN

Telephone: 01795 479489  
Fax: 01795 477598  
Email: [medwayinfo@josephash.co.uk](mailto:medwayinfo@josephash.co.uk)

### **GALVANIZING BATH:**

**6.7m x 1.3m x 2.4m**  
**Maximum lift 3 tonnes**

For steel finishing needs in the southeast, Medway delivers a one stop shop service of shot blasting, galvanizing and powder coating all from under one roof. All architectural and steel structures are accepted. This plant also produces a range of gates and closers for playgrounds, schools, play centres and factories, including the popular Mono Hinge Self Closing Gate®.

Transport services, including final delivery to site, are a speciality and the service is geared around providing a fast response to customer needs.

\*Joseph Ash Medway is the trading style of Medway Galvanising Company Ltd, a subsidiary of Joseph Ash Limited.



— ALL WORK GALVANIZED TO BS EN ISO 1461  
AND POWDER COATED TO BS EN 13438  
AND BS EN 15773

— PASSIVATION POST GALVANIZING

— ONE STOP SHOP FOR GALVANIZING  
POWDER COATING AND SHOT BLASTING

— COLLECTION AND DELIVERY SERVICE

— FULL TECHNICAL SUPPORT SERVICE

— ON-SITE STORAGE FACILITIES

— MANUFACTURERS OF THE MONO HINGE  
SELF CLOSING GATE®



Also 2017,  
2015 & 2014







## JOSEPH ASH TELFORD

Stafford Park 6  
Telford  
Shropshire  
TF3 3AT

Telephone: 01952 290201  
Fax: 01952 290113  
Email: [telford@josephash.co.uk](mailto:telford@josephash.co.uk)

**GALVANIZING BATH:**  
**7.6m x 2.1m x 3.35m**  
**Maximum lift 6 tonnes**

**ADDITIONAL SPIN LINE GALVANIZING BATH (BASKET SIZE):**  
**250mm diameter x 500mm long**

Boasting the widest bath in the UK, Telford supports major manufacturers in the fencing, agricultural, bridging and trailer sectors nationally, whilst providing a fast and efficient service to local engineering companies.



- ALL WORK GALVANIZED TO BS EN ISO 1461
- PASSIVATION POST GALVANIZING
- COLLECTION AND DELIVERY SERVICE
- EXPORT CONTAINERISATION
- FULL TECHNICAL SUPPORT SERVICE
- ON-SITE STORAGE FACILITIES
- PACKING AND BUNDLING
- SHOT BLASTING (external subcontractor)



Also 2014 to 2017





## JOSEPH ASH WALSALL

Brineton Street, off Pleck Road  
Walsall  
West Midlands  
WS2 9HW

Telephone: 01922 628141  
Fax: 01922 623451  
Email: walsall@josephash.co.uk

### **GALVANIZING BATH:**

**7.6m x 1.5m x 3.05m**

**Maximum lift 4.7 tonnes**

Located just off the M6 (junction 9), Walsall specialises in bridging, lighting and access support steelwork, and also offers a 24/48 hour turnaround 'milk round' service.

With the ability to provide a quality product underpinned by a committed and experienced workforce, the team is focused on delivering their promises.



- ALL WORK GALVANIZED TO BS EN ISO 1461
- PASSIVATION POST GALVANIZING
- COLLECTION AND DELIVERY SERVICE
- FULL TECHNICAL SUPPORT SERVICE
- ON-SITE STORAGE FACILITIES
- PACKING AND BUNDLING
- SHOT BLASTING (external subcontractor)



Also 2014 to 2017





## JOSEPH ASH SPECIALIST PARTS

### TELFORD

Stafford Park 6  
Telford  
Shropshire  
TF3 3AT

Telephone: 01952 290201  
Fax: 01952 290113  
Email: [spin@josephash.co.uk](mailto:spin@josephash.co.uk)

### SPIN LINE GALVANIZING BATH (BASKET SIZE): 250mm diameter x 500mm long

Probably the most technically advanced small parts galvanizing plant in the UK. Products are processed using their own unique 'recipe' giving consistent quality on every batch.

State-of-the-art handling equipment ensures production levels remain constant throughout the process leading to accurate programming and high levels of customer satisfaction when delivery matters.

- ALL WORK GALVANIZED TO BS EN ISO 1461
- COLLECTION AND DELIVERY SERVICE
- FULL TECHNICAL SUPPORT SERVICE
- ON-SITE STORAGE FACILITIES





Joseph Ash Ltd  
The Alcora Building 2  
Mucklow Hill  
Halesowen  
B62 8DG

Telephone: 0121 504 2560  
Fax: 0121 504 2599  
Email: [sales@josephash.co.uk](mailto:sales@josephash.co.uk)  
[www.josephash.co.uk](http://www.josephash.co.uk)